



 Cambridge Assessment International Education		
GRADE: VI	SUBJECT: ICT	DATE: 01 -07-2020
WORKSHEET NUMBER: Project I	WORKSHEET TOPIC: Mail Merge (Part II)	
INSTRUCTION (IF ANY):	To be done in ICT notebook.	

PROJECT I

Prepare a list (Data source) of your friends. Using mail merge feature, create an invitation letter and invite them on your **Brother's Wedding**

 Cambridge Assessment International Education		
GRADE: VI	SUBJECT: ICT	DATE: 5-08-2020
WORKSHEET NUMBER: 15	WORKSHEET TOPIC: Ch-5 MS Power Point 2010 Advanced Features	
INSTRUCTION (IF ANY):	https://www.youtube.com/watch?v=DndkerRZGvc	

Ch-5 MS Power Point 2010 Advanced Features

Q1. State the difference between:

1. Slide Transition and Slide Animation

A slide transition is the visual effect that occurs when we move from one slide to the next during a presentation. We can control the speed, add sound, and customize the look of transition effects.

A Slide animations are similar to transitions, but they are applied to individual elements on a single slide—a title, chart, image, or individual bullet point.

2. Template and Theme

Theme: It is a blank presentation with already designed colors and graphics for the slides.

Template: It is a facility which provides ideas for the presentation through suggested content and layout.

3. Notes Page Master and Slide Master



Slide Master: The Slide Master is a part of the presentation template. It controls the overall formatting and object placement for the presentation.

Note Page Master: Note master option in Presentation views group of the view tab. whatever changes we can make in slide master, can also be done in Notes Master.

4. Merge cells and spilt cells

Merge cells: Merge cells is a feature that allows you to join many cells in a table into one cell.

Spilt cells: Split cells on the other hand is a feature that allow you to divide a single column or row into more rows especially if you would like to fix some data in between the existing rows or columns.

 Cambridge Assessment International Education		
GRADE: VI	SUBJECT: ICT	DATE: 18-08-2020
WORKSHEET NUMBER: 17	WORKSHEET TOPIC: Ch-5 MS Power Point 2010 Advanced Features	
INSTRUCTION (IF ANY):	https://www.youtube.com/watch?v=DndkerRZGvc	

Ch-5 MS Power Point 2010 Advanced Features

Fill in the blanks:

1. **Animation** refers to the special effects added to the objects and text in a presentation.
2. **Handouts** is the material given to the audience during a presentation,.
3. **Photo album** is a newly created Power Point presentation containing photographs.
4. **Theme** is a blank presentation with already designed colors and graphics for the slides.
5. **Notes page view** display the speaker notes for each slide.
6. **Charts** are used to display or analyse data in the pictorial format.
7. **Hyperlinks** create a link to a slide, a web page, an email or any other program.
8. Slides can be **reused** from an existing presentation.

QII. A. State whether true or false.

1. For every photo album, a new presentation is created. **T**
2. You cannot reuse slides from another presentation. **F**
3. By using a hyperlink the text is created as a link to open some other file or a website. **T**
4. You can animate the objects present on the slide by using Slide Master. **F**

5. Notes master helps you to advance your slide by using either mouse-click or automatically after an interval of a few seconds. **F**

QIII. Match the following.

- | | |
|-------------------|---|
| 1. Handouts | a. link to a slide, a web page, an email or any other program. (2) |
| 2. Hyperlink | b. A menu where Table option is present. (4) |
| 3. Animations | c. An option with which slides can be picked from another presentation (5) |
| 4. Insert | d. The reading material given to the audience during the presentation. (1) |
| 5. Reusing Slides | e. Special effects that are added in a presentation. (3) |